



Bertline Update 1.4

There is now a new update available on your Batch Account at www.batch.co.uk/batchone.

This update fixes a number of issues:

- Gives the option to make a supplier other than Bertrams the 'default' supplier. Select 'Edit' on the order you wish to make the default and select 'Single Default' options. This will make that order the default and it will recreate itself when transmitted.
- Gardners will be placed first in the cascade list, followed by two U/As or 'unallocated suppliers'. (A U/A is like a dustbin of orders that are not going anywhere. Therefore, anything moved into a U/A order can be transferred to another supplier or deleted as required.)
- The update changes the destination of the Bookscan and Edelweiss data send from Bertrams to Batch. It is now Batch that forwards this data to the relevant recipients.
- Deletes Bertrams Web Search from the list of available searches.
- Removes web services that attempted to contact Bertrams during various functions within Bertline. This action will remove errors seen in Title Search, Reorder from Sales and other areas.
- Clickatell settings are fixed. Standard settings will include those for sending via the Batch account.
- Ensures VAT setting is at 20%.

Deleting Old Bertrams Orders

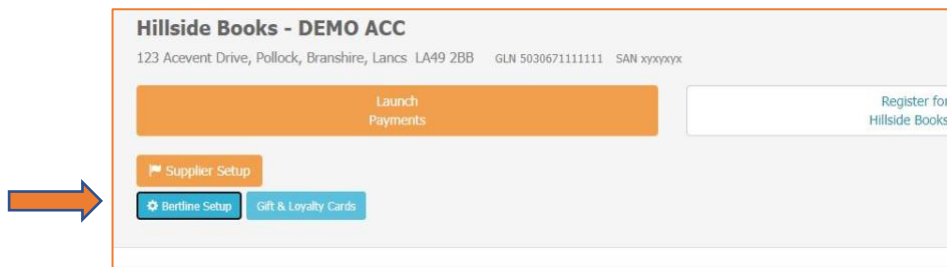
Because old Bertrams order that are in Goods On Order will be seen by the system as being on dues, you will see false values in grids and customer orders indicating that the items are still on order. These values can be returned to zero by deleting all outstanding Bertrams orders. To do this manually can be difficult as usually an entire order cannot be deleted in one go. Therefore, this fix has the option of running a process that will:

- Delete all Bertrams Orders that are currently 'On Order'.
- All deleted order lines will be moved to one or more 'U/A' orders in 'Awaiting Despatch'. From there either these orders can be deleted in one go or individual lines can be moved to other orders. **Please note** that although some lines will have customer line references, once they are in the U/A they are stock orders and will need to be reallocated back to the original customer if ordered again.

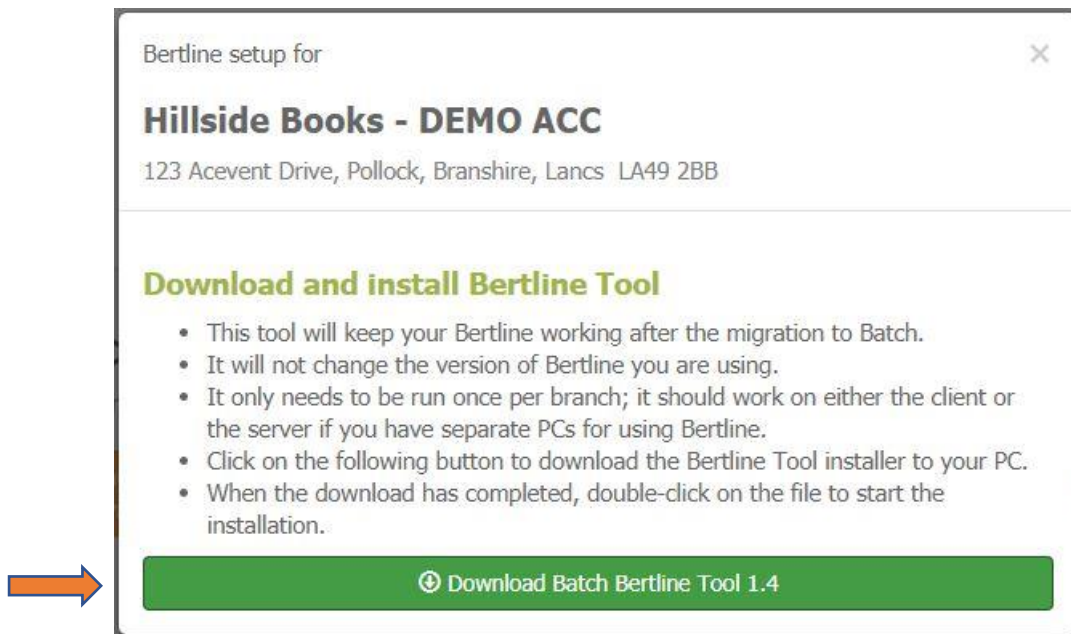
Important! Because this fix can delete order lines, we recommend **closing Bertline** on all machines and making a **backup** before it is run. Naming the backup 'preFix14.bck' will make the back up easy to find if required

Installation Instructions

- To download go to your account at Batch One and click on the Bertline Setup button



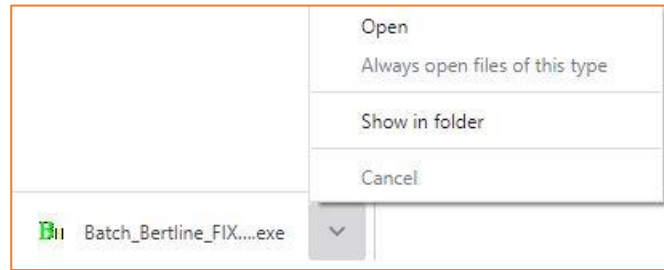
- Click on Download Batch Bertline Tool 1.4



- Select Open. It is quite likely you will see the screen below. If so, select the 'More Info' option and on the next screen select the 'Run Anyway Option'



- The file will download and, dependant on the browser used, the result will be slightly different. This is the view in Google Chrome. Clicking the arrow on the right of the downloaded file will display available options. In this case click on 'Open':



- The fix form will open as shown below. To run the fixes only, untick the 'Delete old BERT goods on order' option. To run both, leave both options ticked. **Warning.** If the Delete old Bert orders option is selected the process will usually take around one or two minutes as the process goes through the database deleting and moving old orders. In exceptional circumstances this process may take up to 15 minutes. Therefore, it is very important to **allow time for the process to finish**. It may appear to be frozen, but it will complete.

Don't forget to close Bertline on all PC before running this update.



Bertline Support, 310720

Contact: mail@batch.co.uk